

MORNING NOTE

Friday, 17 July 2009

Fundamental Call

Property Sector (Alfred Low)

Recommendation: Overweight (Maintain)

- **Record home sales in June 09.** The Urban Redevelopment Authority (URA) data showed that private residential home sales rose to a record high of 1,825 units in June 2009. This surpassed the previous record of 1,723 units in August 2007. In fact, the recovery has started in February and continued for five straight months. We expect sales to remain strong for the rest of 2009.

Source: Phillip Securities Research Pte Ltd

Technical

The recent rally has been rather sharp and we are beginning to see profit taking come into the markets. STI found support around the 2400 hundred mark after closing the opening gap yesterday. We are looking for a strong close above 2424 for the STI and also the inter-market confirmation via a weak Dollar and strong CRB.

Source: Phillip Securities Research Pte Ltd

Company Highlights

- **Midas Holdings Limited** announced that it has successfully raised gross proceeds of S\$90.6 million through a private placement of 120 million new ordinary shares representing 14.2% of the existing share capital of the Company, at the price of S\$0.755 per share. Net proceeds from the placement amounted to approximately S\$89.4 million, after deducting commission and estimated expenses. The Group intends to utilise approximately S\$81.0 million for the expansion of its aluminium alloy production capacity with the balance of approximately S\$8.4 million to be utilised for general corporate and working capital requirements.
- **Mobileone Ltd** reported that for the half year ended 30 June 09 ("1H09"), operating revenue at \$376.9m fell 7.9% YoY due to lower service revenue and handset sales. For 2Q09, it was 7.2% lower YoY at \$190.5m mainly due to lower service revenue. As at 30 Jun 09, Mobileone's cellular customer base stood 3.6% higher than last year. Market share was 25.5% at end May 09 as compared to 26.0% at end May 08 and 25.4% at end Feb 09. Net profit at \$37.1m for 2Q09 was 9.7% lower YoY due to lower service revenue partially offset by lower operating expenses.

Source: SGX Masnet

Local and Regional Markets Headline

Singapore shares closed 0.49 per cent higher on Thursday, extending the previous day's gains sparked by a rally on Wall Street. The blue-chip Straits Times Index rose 11.60 points to 2,401.02 on volume of 1.97 billion shares worth \$1.81 billion (US\$1.25 billion).

Hong Kong share prices closed 0.57 per cent higher on Thursday, off earlier highs that were reached on the back of a Wall Street rally. The benchmark Hang Seng Index ended up 103.21 points at 18,361.87. Turnover was HK\$70.85 billion (US\$9.14 billion).

Japan's Nikkei average climbed 0.8 per cent on Thursday as high-tech exporters gained on a weaker yen and after results from Intel Corp lifted hopes for a rebound in technology spending. The benchmark Nikkei gained 74.91 points to 9,344.16 after peaking at 9,489.67. The broader Topix advanced 0.7 per cent to 872.25

Malaysian shares closed up 1.06 per cent on Thursday in line with gains on Wall Street. The Kuala Lumpur Composite Index gained 11.64 points to 1,108.88. Gainers outnumbered losers 398 to 304.

Source: *BT Online*

US Market News

U.S. stocks rallied for a fourth day on Thursday after JPMorgan's strong results fed growing optimism about the quarterly earnings season and technology shares rose in anticipation of more good news. Gains in International Business Machines Corp helped the market shake off its earlier malaise. The broad S&P 500 extended the week's gains to tally its best four days since March as stocks recovered from 12-year lows.

The Dow Jones industrial average rose 95.61 points, or 1.11 percent, to 8,711.82. The Standard & Poor's 500 Index gained 8.06 points, or 0.86 percent, to finish at 940.74, and has climbed 7 percent for the week so far. The Nasdaq Composite Index advanced 22.13 points, or 1.19 percent, to 1,885.03

Source: *Reuters*

Substantial Shareholders' Transactions

Company	Substantial Shareholder	From (%)	To (%)
MTQ Corporation Limited	Kuah Kok Kim	25.2614 %	25.2625 %
Neptune Orient Lines Limited	Robert Holland Jr	0.0097 %	0.0170 %
HLH Group Limited	Ong Bee Huat	7.65 %	7.84 %

Source: *SGX Masnet*

Our Recent Recommendations								
Date	Company	Rating		Price at Recommendation (S\$)	Target Price (S\$)	Last Price (S\$)	Return to Date (%)	Remarks
1-Jul-09	Cambridge Industrial Trust	Buy	U	0.350	0.440	0.380	8.6	Update
1-Jul-09	Ho Bee Investment Ltd	Hold	M	0.820	0.850	0.805	-	Update
1-Jul-09	Parkway Life REIT	Buy	M	0.925	1.150	0.995	7.6	Update
1-Jul-09	SC Global Developments Limited	Hold	M	1.130	1.100	1.130	-	Update
1-Jul-09	Sing Holdings Limited	Buy	M	0.210	0.250	0.220	4.8	Update
1-Jul-09	SUNTEC REIT	Hold	M	0.860	0.940	0.915	-	Update
9-Jun-09	SC Global Developments Limited	Hold	M	1.050	1.130	1.130	-	1Q FY2009 results
3-Jun-09	Neptune Orient Lines	Buy	U	1.680	2.120	1.580	(6.0)	Rights Issue
1-Jun-09	MacarthurCook Industrial REIT	Hold	M	0.380	0.390	0.330	-	Update
29-May-09	Epure International Limited	Buy	M	0.445	0.550	0.505	13.5	Results Update
26-May-09	Ho Bee Investment Ltd	Hold	M	0.725	0.680	0.805	-	1Q FY2009 results
20-May-09	Sing Holdings Ltd	Buy	U	0.180	0.210	0.220	22.2	1Q FY09 results
18-May-09	ComfortDelGro Corp	Hold	M	1.300	1.370	1.380	-	Results Update
18-May-09	Singapore Telecommunications Ltd	Buy	M	2.800	3.800	3.290	17.5	FY2009 Results
14-May-09	Neptune Orient Lines (NOL)	Sell	M	1.400	1.140	1.580	-	1Q FY2009 Results

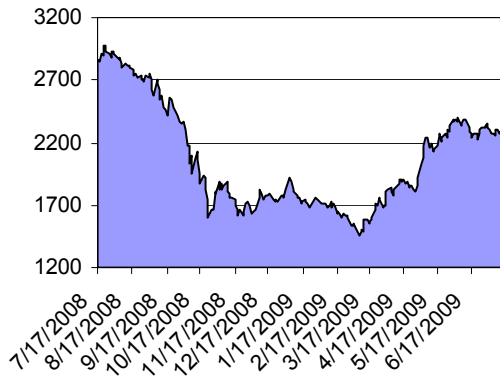
*Calculation is based on share price stated in the reports. Please refer to the individual reports for ratings history.

N - New, U – Upgrade, M – Maintain, D – Downgrade

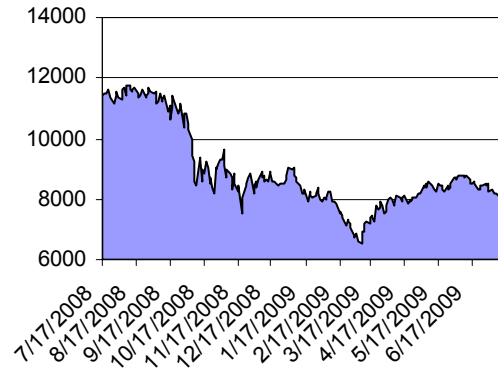
ETF Performance

ETF	% Change	Change	Last
CIMB FTSE ASEAN 40 ETF	1.51	0.10	6.74
SPDR® Gold Shares	0.72	0.66	92.00
Shares MSCI India ETF	0.76	0.04	5.31
Lyxor ETF MSCI AC Asia-Pacific Ex Japan	0.91	0.03	3.31
Lyxor ETF China Enterprise (HSCEI)	0.28	0.04	14.12
Lyxor ETF Hong Kong (HIS)	1.27	0.03	2.39
Lyxor ETF India (S&P CNX Nifty)	0.47	0.06	12.70
Lyxor ETF MSCI Korea	0.96	0.03	3.15
Lyxor ETF MSCI Taiwan	1.19	0.01	0.76
streetTracks® Straits Times Index Fund	1.65	0.04	2.46

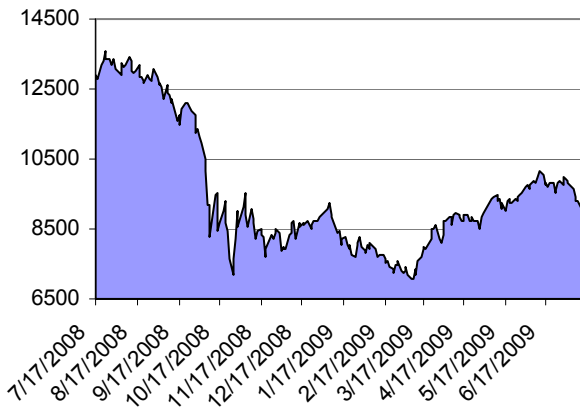
FSSTI Index



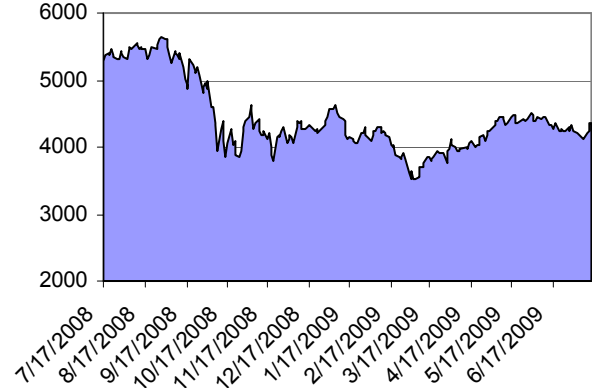
Dow Jones Industrial Average



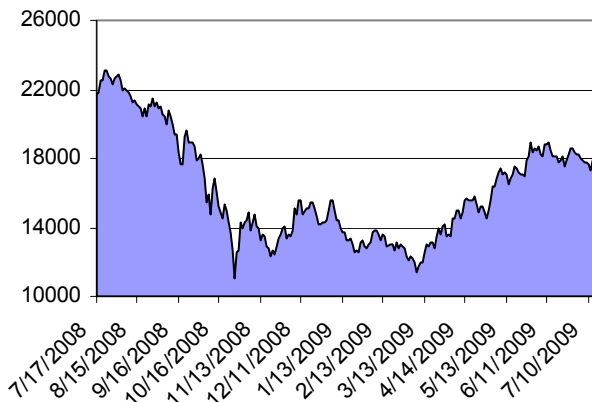
Nikkei 225



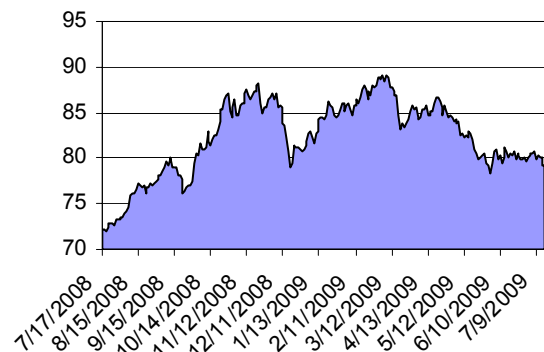
FTSE 100 Index



Hang Seng Index



Dollar Index Spot



Singapore

Indices		% Change	Change	Last
STRAITS TIMES INDEX	▲	+0.49	+11.60	2401.02
FTSE ST ALL SHARE INDEX	▲	+0.41	+2.40	582.28
FTSE ST FLEDGLING INDEX	▲	+0.31	+1.60	514.73
FTSE ST MID CAP INDEX	▲	+0.03	+0.15	526.04
FTSE ST SMALL CAP INDEX	▲	+0.46	+1.98	429.36
FTSE ST CHINA INDEX	▼	-0.83	-1.98	235.46
FTSE ST REAL ESTATE INDX	▲	+1.06	+5.51	525.33
FTSE ST RE INVEST TRUST	▲	+0.55	+2.46	452.37
FTSE ST OIL & GAS INDEX	▲	+0.09	+0.45	519.11
FTSE ST BASIC MATERIALS	▲	+0.75	+1.92	257.22
FTSE ST INDUSTRIALS INDX	▲	+0.17	+0.85	505.97
FTSE ST CONSUMER GOODS	▲	+1.96	+11.29	588.51
FTSE ST HEALTH CARE INDX	▼	-1.48	-7.94	527.74
FTSE ST CONSUMER SERVICE	▲	+1.45	+9.50	663.74
FTSE ST TELECOMMUNICATE	▲	+0.46	+3.62	798.27
FTSE ST UTILITIES INDEX	▼	-0.54	-1.97	363.03
FTSE ST FINANCIALS INDEX	▲	+0.07	+0.40	593.04
FTSE ST TECHNOLOGY INDEX	▲	+0.63	+3.27	524.43
FTSE SGX SHARIAH 100 IDX	▲	+1.12	+45.64	4134.26
FTSE/ASEAN 40 INDEX	▲	+0.19	+12.91	6730.50
MSCI SING CASH IX (SGX)	▲	+0.30	+0.87	289.11
TURNOVER (SHARES)				1,973,537,196
TURNOVER (S\$)				1,814,392,482
UP				330
DOWN				189
UNCHANGED				736

Top Volume	Last	Volume
GoldenAgr	0.330	195,510
Genting SP	0.725	62,265
UniFiber	0.065	56,144

Top Gainers	Last	Change
DBXT Nifty 10US\$	89.570	+2.850
DBXT FTChina25 10US\$	27.570	+1.410
OCBCCap3.93%Pref10	80.000	+1.400

Top Losers	Last	Change
DBXT S&P Short 10US\$	67.000	-1.540
UOB	15.120	-0.540
UOB.ES.0907	15.060	-0.500

Major World Indices

Indices		% Change	Change	Last
TEL AVIV 100 INDEX	▲	+0.21	+1.68	813.77
HANG SENG INDEX	▲	+0.57	+103.21	18361.87
JAKARTA COMPOSITE INDEX	▼	-0.25	-5.33	2117.95
FTSE Bursa Malaysia KLCI	▲	+1.06	+11.64	1108.88
KOSPI INDEX	▲	+0.80	+11.36	1432.22
NIKKEI 225	▲	+0.81	+74.91	9344.16
STOCK EXCH OF THAI INDEX	▼	-0.87	-5.12	582.74
SHANGHAI SE COMPOSITE IX	▼	-0.15	-4.81	3183.74
TAIWAN TAIEX INDEX	▲	+0.62	+41.70	6780.30
BSE SENSEX 30 INDEX	▼	-0.02	-2.99	14250.25
ALL ORDINARIES INDX	▲	+1.79	+70.30	3987.80
S&P/TSX COMPOSITE INDEX	▲	+0.87	+88.96	10304.42
FTSE 100 INDEX	▲	+0.35	+15.38	4361.84
CAC 40 INDEX	▲	+0.90	+28.41	3199.68
DAX INDEX	▲	+0.58	+28.75	4957.19
DOW JONES INDUS. AVG	▲	+1.11	+95.61	8711.82
S&P 500 INDEX	▲	+0.86	+8.06	940.74
NASDAQ COMPOSITE INDEX	▲	+1.19	+22.13	1885.03
NYSE Arca Gold BUGS	▲	+0.34	+1.18	344.41

REIT Stocks

Name	% Change	Change	Last	Expected Report Date*
ASCENDAS INDIA TRUST	0.725	0.005	0.695	7/22/2009
AUSTRALAND PROPERTY GROUP	4.082	0.020	0.510	7/27/2009
ASCENDAS REAL ESTATE INV TRT	-0.633	-0.010	1.570	7/17/2009
ASCOTT RESIDENCE TRUST	1.370	0.010	0.740	7/23/2009
CAPITACOMMERCIAL TRUST	0.000	0.000	0.815	7/22/2009
CDL HOSPITALITY TRUSTS	0.538	0.005	0.935	7/29/2009
CAPITARETAIL CHINA TRUST	1.724	0.020	1.180	7/23/2009
CAMBRIDGE INDUSTRIAL TRUST	0.000	0.000	0.380	7/23/2009
CAPITAMALL TRUST	1.351	0.020	1.500	7/24/2009
FRASERS COMMERCIAL TRUST	2.632	0.005	0.195	8/25/2009
FRASERS CENTREPOINT TRUST	-1.058	-0.010	0.935	7/23/2009
FIRST REAL ESTATE INVT TRUST	0.000	0.000	0.660	7/23/2009
FORTUNE REIT	0.262	0.010	3.830	7/29/2009
INDIABULLS PROPERTIES INVEST	0.000	0.000	0.260	11/13/2009
K-REIT ASIA	0.000	0.000	0.985	7/20/2009
LIPPO-MAPLETREE INDONESIA RE	1.316	0.005	0.385	8/10/2009
MACARTHURCOOK INDUSTRIAL REI	1.538	0.005	0.330	8/12/2009
MAPLETREE LOGISTICS TRUST	0.893	0.005	0.565	7/23/2009
PARKWAY LIFE REAL ESTATE	0.000	0.000	0.995	8/6/2009
STARHILL GLOBAL REIT	2.479	0.012	0.485	7/29/2009
SUNTEC REIT	0.549	0.005	0.915	7/30/2009
SAIZEN REIT	4.000	0.005	0.130	8/27/2009

*Dates may not be accurate

STI – Index Members

Name	% Change	Change	Last	Expected Report Date*
CAPITALAND LTD	+2.26	+0.08	3.62	7/30/2009
COMFORTDELGRO CORP LTD	+1.47	+0.02	1.38	8/13/2009
CITY DEVELOPMENTS LTD	+4.78	+0.41	8.98	8/13/2009
COSCO CORP SINGAPORE LTD	-4.92	-0.06	1.16	7/28/2009
CAPITAMALL TRUST	+1.35	+0.02	1.50	7/24/2009
DBS GROUP HOLDINGS LTD	+0.49	+0.06	12.22	8/7/2009
FRASER AND NEAVE LTD	+0.00	+0.00	3.90	8/7/2009
GENTING SINGAPORE PLC	-0.68	-0.01	0.73	8/13/2009
GOLDEN AGRI-RESOURCES LTD	+3.13	+0.01	0.33	8/12/2009
HONGKONG LAND HOLDINGS LTD	+1.39	+0.05	3.65	8/6/2009
JARDINE CYCLE & CARRIAGE LTD	+0.79	+0.16	20.30	8/7/2009
JARDINE MATHESON HLDGS LTD	+0.31	+0.08	26.26	8/7/2009
JARDINE STRATEGIC HLDGS LTD	+0.13	+0.02	15.04	8/7/2009
KEPPEL CORP LTD	-0.14	-0.01	6.99	7/23/2009
SMRT CORP LTD	-0.57	-0.01	1.75	7/31/2009
NOBLE GROUP LTD	+0.00	+0.00	1.75	8/13/2009
NEPTUNE ORIENT LINES LTD	+4.64	+0.07	1.58	8/6/2009
OVERSEA-CHINESE BANKING CORP	+0.29	+0.02	6.99	8/3/2009
OLAM INTERNATIONAL LTD	+3.14	+0.07	2.30	8/27/2009
SEMBCORP INDUSTRIES LTD	-1.65	-0.05	2.98	8/6/2009
SINGAPORE EXCHANGE LTD	+1.25	+0.09	7.30	8/7/2009
SINGAPORE AIRLINES LTD	+1.05	+0.14	13.44	7/30/2009
SIA ENGINEERING CO LTD	+1.13	+0.03	2.68	7/27/2009
SEMBCORP MARINE LTD	+1.53	+0.04	2.66	8/4/2009
SINGAPORE PRESS HOLDINGS LTD	+1.21	+0.04	3.34	10/12/2009
SINGAPORE TELECOMMUNICATIONS	+0.61	+0.02	3.29	8/13/2009
SINGAPORE TECHNOLOGIES ENG	+0.39	+0.01	2.56	8/4/2009
STARHUB LTD	-1.41	-0.03	2.10	8/5/2009
UNITED OVERSEAS BANK LTD	-3.45	-0.54	15.12	8/5/2009
WILMAR INTERNATIONAL LTD	+1.30	+0.07	5.47	8/14/2009

*Dates may not be accurate

Phillip Securities Research – Stocks Coverage (Table 1)

Name		% Change	Change	Last	Expected Report Date*
BH GLOBAL MARINE LIMITED	▼	-2.00	-0.01	0.25	10/16/2009
CAMBRIDGE INDUSTRIAL TRUST	▲	+0.00	+0.00	0.38	7/23/2009
CHINA FARM EQUIPMENT LTD	▲	+0.00	+0.00	0.12	8/12/2009
CHINA MILK PRODUCTS GROUP	▼	-1.23	-0.01	0.40	8/14/2009
CHINA SUNSINE CHEMICAL HLDGS	▲	+0.00	+0.00	0.21	7/30/2009
CHINA XLX FERTILISER LTD	▲	+1.43	+0.01	0.36	7/29/2009
CHINA ZAINO INTERNATIONAL	▲	+2.50	+0.01	0.21	8/6/2009
COMFORTDELGRO CORP LTD	▲	+1.47	+0.02	1.38	8/13/2009
COSCO CORP SINGAPORE LTD	▼	-4.92	-0.06	1.16	7/28/2009
CSC HOLDINGS LTD	▲	+0.00	+0.00	0.16	8/7/2009
DBS GROUP HOLDINGS LTD	▲	+0.49	+0.06	12.22	8/7/2009
EPURE INTERNATIONAL LIMITED	▲	+0.00	+0.00	0.51	8/13/2009

*Dates may not be accurate

Phillip Securities Research – Stocks Coverage (Table 2)

Name		% Change	Change	Last	Expected Report Date*
FRASERS COMMERCIAL TRUST	▲	+2.63	+0.01	0.20	8/25/2009
HI-P INTERNATIONAL LTD	▲	+1.61	+0.01	0.63	8/4/2009
HO BEE INVESTMENT LTD	▲	+1.90	+0.02	0.81	8/11/2009
MACARTHURCOOK INDUSTRIAL REI	▲	+1.54	+0.01	0.33	8/12/2009
MERCATOR LINES SINGAPORE LTD	▲	+0.00	+0.00	0.33	7/29/2009
MIDAS HOLDINGS LTD	▲	+0.00	+0.00	0.82	8/6/2009
MOBILEONE LTD	▲	+0.63	+0.01	1.61	10/14/2009
OVERSEA-CHINESE BANKING CORP	▲	+0.29	+0.02	6.99	8/3/2009
QIAN HU CORP LTD	▼	-4.00	-0.01	0.12	7/20/2009
SC GLOBAL DEVELOPMENTS LTD	▲	+3.67	+0.04	1.13	8/13/2009
SING HOLDINGS LTD	▲	+2.33	+0.01	0.22	8/14/2009
SINGAPORE POST LTD	▼	-1.15	-0.01	0.86	7/22/2009
SINGAPORE TELECOMMUNICATIONS	▲	+0.61	+0.02	3.29	8/13/2009
SINOTEL TECHNOLOGIES LTD	▲	+2.17	+0.01	0.24	7/31/2009
SMRT CORP LTD	▼	-0.57	-0.01	1.75	7/31/2009
STARHUB LTD	▼	-1.41	-0.03	2.10	8/5/2009
SUNVIC CHEMICAL HOLDINGS	▼	-3.33	-0.01	0.15	8/11/2009
UNITED OVERSEAS BANK LTD	▼	-3.45	-0.54	15.12	8/5/2009
YANLORD LAND GROUP LTD	▼	-1.29	-0.03	2.30	8/13/2009

*Dates may not be accurate

Stocks Dual Listed – Overseas

Name	Currency	% Change	Change	Last
CREATIVE TECHNOLOGY LTD	USD	+0.00	+0.00	2.47
CHARTERED SEMICONDUCTOR-ADR	USD	+1.73	+0.24	14.14
RELIANCE GENEMEDIX PLC	GBP	+0.00	+0.00	1.25
TIANJIN ZHONG XIN PHARM CO-A	CNY	-0.39	-0.07	17.87
SINGAPORE TELECOMM-CDI	AUD	+1.81	+0.05	2.82
CHINA MERCHANTS HLDGS INTL	HKD	+6.35	+1.45	24.30
PACIFIC ANDES INTL HLDG LTD	HKD	+0.00	+0.00	0.80
TPV TECHNOLOGY LTD	HKD	-3.37	-0.13	3.73

US Stocks

Name	% Change	Change	Last	Expected Report Date*
CELESTICA INC	+0.263	+0.020	7.62	7/23/2009
FLEXTRONICS INTL LTD	-2.037	-0.100	4.81	7/29/2009
INCREDIMAIL LTD	-3.829	-0.215	5.40	8/13/2009
SKINS INC	+0.000	+0.000	0.02	-
SPOOZ INC	0.0000	0.0000	0.0001	-

*Dates may not be accurate

US Bellwethers

Name	% Change	Change	Last	Expected Report Date*
3M CO	+2.26	+1.40	63.40	7/23/2009
ALCOA INC	+2.96	+0.30	10.44	10/7/2009
AMERICAN EXPRESS CO	+3.89	+1.06	28.28	7/23/2009
AT&T INC	-1.08	-0.26	23.71	7/23/2009
BANK OF AMERICA CORP	-1.86	-0.25	13.17	7/17/2009
BOEING CO	+1.67	+0.69	42.05	7/22/2009
CATERPILLAR INC	+2.18	+0.73	34.15	7/21/2009
CHEVRON CORP	+0.50	+0.32	64.89	7/31/2009
CISCO SYSTEMS INC	+1.56	+0.31	20.12	8/5/2009
COCA-COLA CO/THE	+0.51	+0.26	50.79	7/21/2009
DU PONT (E.I.) DE NEMOURS	+1.70	+0.46	27.44	7/21/2009
EXXON MOBIL CORP	+0.03	+0.02	68.46	7/30/2009
GENERAL ELECTRIC CO	+1.31	+0.16	12.40	7/17/2009
HEWLETT-PACKARD CO	+2.19	+0.85	39.67	8/18/2009
HOME DEPOT INC	+1.33	+0.32	24.40	8/18/2009
INTL BUSINESS MACHINES CORP	+3.19	+3.42	110.64	10/15/2009
INTEL CORP	+2.49	+0.45	18.50	10/14/2009
JOHNSON & JOHNSON	+0.49	+0.29	59.25	10/14/2009
JPMORGAN CHASE & CO	-0.36	-0.13	36.13	10/15/2009
KRAFT FOODS INC-CLASS A	+0.73	+0.20	27.73	8/4/2009
MCDONALD'S CORP	+0.25	+0.14	57.22	7/23/2009
MERCK & CO. INC.	+0.58	+0.16	27.87	7/21/2009
MICROSOFT CORP	+1.33	+0.32	24.44	7/23/2009
PFIZER INC	+0.33	+0.05	15.07	7/22/2009
PROCTER & GAMBLE CO/THE	+1.02	+0.56	55.21	8/5/2009
TRAVELERS COS INC/THE	+0.47	+0.19	40.54	7/30/2009
UNITED TECHNOLOGIES CORP	+0.41	+0.22	53.97	7/21/2009
VERIZON COMMUNICATIONS INC	+0.55	+0.16	29.50	7/27/2009
WAL-MART STORES INC	-0.08	-0.04	48.51	8/13/2009
WALT DISNEY CO/THE	+2.95	+0.71	24.79	7/30/2009

*Dates may not be accurate

Domestic Interbank Rates – Singapore

	Singapore Overnight Rate Average*	Overnight	1-Month	2-Month	3-Month	6-Month	12-Month
7/9/2009	0.0869	0.13	0.31	0.44	0.56	0.69	0.75
7/10/2009	0.0882	0.10	0.31	0.44	0.56	0.69	0.75
7/13/2009	0.102	0.13	0.31	0.44	0.56	0.69	0.75
7/14/2009	0.0878	0.13	0.31	0.44	0.56	0.69	0.75
7/15/2009	0.0883	0.06	0.25	0.44	0.56	0.69	0.75
7/16/2009	0.096	0.13	0.25	0.44	0.56	0.69	0.75

Source: Singapore Government Securities – <http://www.sgs.gov.sg>

* The Singapore Overnight Rate Average or SORA is the weighted average rate of all S\$ overnight cash transactions brokered in Singapore between 9am and 6.15pm. (SORA will be published daily with effect from 1 July 2005).
Data (other than SORA) reflect closing offer rates.

Commodities & Currencies

Commodities	Price (EURO)	Price (US\$)
GOLD (NEW YORK SPOT PRICE)	€ 662.28	\$937.00
SILVER SPOT US\$ / OZ	€ 9.39	\$13.29
CRUDE OIL U.S. SPOT PRICES WTI CUSHIN - USD / BARREL	€ 43.84	\$62.02
OIL SPOT	€ 44.63	\$63.15

Commodities	Price (EURO)	Price (RM\$)
MALAYSIAN RUBBER BOARD STANDARD RUBBER NO. 10 FOB	€ 114.71	\$577.75
PALM OIL (RM\$/METRIC TON)	€ 419.92	\$2,115.00
TIN SPOT (KL TIN MARKET)	€ 2,660.47	\$13,400.00

Index	Change	Last
DOLLAR INDEX SPOT	-0.12	79.25

Currencies	Against S\$	Against US\$
AUSTRALIAN DOLLAR	1.1696	0.8062
CANADIAN DOLLAR	1.2982	1.1171
EURO	2.0522	1.4148
BRITISH POUND	2.3844	1.6438
US DOLLAR	1.4505	1.0000
CHINA RENMINBI	0.2123	6.8312
HONG KONG DOLLAR	0.1872	7.7501
JAPANESE YEN	1.5443	93.9300
KOREAN WON	0.1146	1265.7500
MALAYSIAN RINGGIT	0.4062	3.5705
THAI BAHT	0.0425	34.0875

US Treasury Yields

Maturity	Today	Yesterday	Last Week	Last Month
3 Months	0.14	0.15	0.15	0.14
6 Months	0.26	0.25	0.23	0.27
2 Years	0.97	1.01	0.92	1.17
3 Years	1.53	1.57	1.45	1.77
5 Years	2.44	2.50	2.32	2.67
10 Years	3.57	3.60	3.41	3.65
30 Years	4.45	4.49	4.30	4.47

Yield Spread (10 yrs - 3 mths) +3.43

Yield Spread (30 yrs - 10 yrs) +0.88

Source: Data provided by ValuBond – <http://www.valubond.com>

Calendar

Earning Announcement – Singapore

Name	Expected Report Date*
Ascendas Real Estate Investment Trust	July 17, 2009
KLW Holdings Ltd	July 17, 2009
Keppel Telecommunications & Transportation Ltd	July 20, 2009
K-REIT Asia	July 20, 2009
Qian Hu Corp Ltd	July 20, 2009
Berger International Ltd	July 21, 2009
First Ship Lease Trust	July 21, 2009
Singapore Petroleum Co Ltd	July 21, 2009
Ascendas India Trust	July 22, 2009
CapitaCommercial Trust	July 22, 2009
Jurong Technologies Industrial Corp Ltd	July 22, 2009
Keppel Land Ltd	July 22, 2009
OSIM International Ltd	July 22, 2009
Pacific Shipping Trust	July 22, 2009
Singapore Post Ltd	July 22, 2009
Ascott Residence Trust	July 23, 2009
Aztech Group Ltd	July 23, 2009
Cambridge Industrial Trust	July 23, 2009
CapitaRetail China Trust	July 23, 2009
First Real Estate Investment Trust	July 23, 2009
Frasers Centrepoint Trust	July 23, 2009
Keppel Corp Ltd	July 23, 2009
Mapletree Logistics Trust	July 23, 2009
Asia Enterprises Holding Ltd	July 24, 2009
Asia Water Technology Ltd	July 24, 2009
CapitaMall Trust	July 24, 2009
Chartered Semiconductor Manufacturing Ltd	July 24, 2009
HG Metal Manufacturing Ltd	July 24, 2009
Inno-Pacific Holdings Ltd	July 24, 2009
Multi-Chem Ltd	July 24, 2009

*Dates may not be accurate

Economic Announcement – Singapore

Date	Statistic	For
July 17, 2009	Electronic Exports (YoY)	JUN
July 17, 2009	Non-oil Domestic Exports (YoY)	JUN
July 17, 2009	Non-oil Domestic Exp SA (MoM)	JUN
July 22, 2009	Automobile COE Open Bid Cat A	Jul 22
July 22, 2009	Automobile COE Open Bid Cat B	Jul 22
July 22, 2009	Automobile COE Open Bid Cat E	Jul 22
July 23, 2009	CPI (YoY)	JUN
July 23, 2009	CPI (MOM) - NSA	JUN
July 24, 2009	Industrial Production YoY	JUN
July 24, 2009	Industrial Production MoM SA	JUN
July 31, 2009	M1 Money Supply (YoY)	JUN
July 31, 2009	M2 Money Supply (YoY)	JUN
July 31, 2009	Bank Loans & Advances (YoY)	JUN
July 31, 2009	Credit Card Billings	JUN
July 31, 2009	Credit Card Bad Debts	JUN
July 31, 2009	Unemployment Rate (sa)	2Q
August 4, 2009	Purchasing Managers Index	JUL
August 4, 2009	Electronics Sector Index	JUL
August 7, 2009	Foreign Reserves	JUL
August 14, 2009	Retail Sales (YoY)	JUN
August 14, 2009	Retail Sales (MoM) sa	JUN
August 17, 2009	Electronic Exports (YoY)	JUL
August 17, 2009	Non-oil Domestic Exports (YoY)	JUL
August 17, 2009	Non-oil Domestic Exp SA (MoM)	JUL
18-21 AUG	GDP (YoY)	2Q F
August 24, 2009	CPI (MOM) - NSA	JUL
August 24, 2009	CPI (YoY)	JUL
24-28 AUG	GDP (annualized) (QoQ)	2Q F
August 26, 2009	Industrial Production YoY	JUL
August 26, 2009	Industrial Production MoM SA	JUL
August 31, 2009	M1 Money Supply (YoY)	JUL
August 31, 2009	M2 Money Supply (YoY)	JUL
August 31, 2009	Bank Loans & Advances (YoY)	JUL
August 31, 2009	Credit Card Billings	JUL
August 31, 2009	Credit Card Bad Debts	JUL

Source: Bloomberg

Economic Announcement – US (2009)

Date	Statistic	For
July 16, 2009	Minutes of June 24 FOMC Meeting	
July 16, 2009	Initial Jobless Claims	Jul 12
July 16, 2009	Continuing Claims	Jul 5
July 16, 2009	Net Long-term TIC Flows	MAY
July 16, 2009	Total Net TIC Flows	MAY
July 16, 2009	Philadelphia Fed.	JUL
July 17, 2009	NAHB Housing Market Index	JUL
July 17, 2009	Housing Starts	JUN
July 17, 2009	Building Permits	JUN
July 20, 2009	Leading Indicators	JUN
July 21, 2009	Chicago Fed Nat Activity Index	JUN
July 22, 2009	ABC Consumer Confidence	Jul 20
July 22, 2009	MBA Mortgage Applications	Jul 18
July 22, 2009	House Price Index MoM	MAY
July 23, 2009	Initial Jobless Claims	Jul 19
July 23, 2009	Continuing Claims	Jul 12
July 23, 2009	RPX Composite 28dy YoY	MAY
July 23, 2009	RPX Composite 28dy Index	MAY
July 23, 2009	Existing Home Sales	JUN
July 23, 2009	Existing Home Sales MoM	JUN
July 24, 2009	U. of Michigan Confidence	JUL F
July 27, 2009	New Home Sales	JUN
July 27, 2009	New Home Sales MoM	JUN
July 27, 2009	Dallas Fed Manf. Activity	JUL
July 28, 2009	S&P/CaseShiller Home Price Ind	MAY
July 28, 2009	S&P/CS Composite-20 YoY	MAY
July 28, 2009	Consumer Confidence	JUL
July 28, 2009	Richmond Fed Manufact. Index	JUL
July 29, 2009	ABC Consumer Confidence	Jul 27
July 29, 2009	MBA Mortgage Applications	Jul 25
July 29, 2009	Durable Goods Orders	JUN
July 29, 2009	Durables Ex Transportation	JUN
July 30, 2009	Fed's Beige Book	
July 30, 2009	Initial Jobless Claims	Jul 26
July 30, 2009	Continuing Claims	Jul 19
July 31, 2009	GDP QoQ (Annualized)	2Q A
July 31, 2009	Personal Consumption	2Q
July 31, 2009	GDP Price Index	2Q
July 31, 2009	Core PCE QoQ	2Q
July 31, 2009	Employment Cost Index	2Q
July 31, 2009	Chicago Purchasing Manager	JUL
July 31, 2009	NAPM-Milwaukee	JUL
August 1, 2009	Bloomberg FCI Monthly	JUL

Source: Bloomberg

Holidays

Singapore – 2009

New Year's Day	National Day
Thursday 1-Jan-09	Sunday* 9 August 2009
Chinese New Year	Hari Raya Puasa
Monday 26-Jan-09 & Tuesday 27-Jan-09	Sunday* 20 September 2009
Good Friday	Deepavali
Friday 10 April 2009	Saturday 17 October 2009 **
Labour Day	Hari Raya Haji
Friday 1-May-09	Friday 27 November 2009
Vesak Day	Christmas Day
Saturday 9-May-09	Friday 25-Dec-09

* The following Monday will be a public holiday.

** The Hindu Endowments Board has confirmed that Deepavali in 2009 will fall on 17 October.

Singapore – 2010

New Year's Day Friday 1 January 2010	National Day Monday 9 August 2010
Chinese New Year Sunday* 14 February 2010 & Monday 15 February 2010	Hari Raya Puasa Friday 10 September 2010
Good Friday Friday 2 April 2010	Deepavali Friday 5 November 2010 **
Labour Day Saturday 1 May 2010	Hari Raya Haji Wednesday 17 November 2010
Vesak Day Friday 28 May 2010	Christmas Day Saturday 25 December 2010

* As Chinese New Year falls on Sunday 14 February 2010 and Monday 15 February 2010, the next day, Tuesday 16 February 2010, will be a public holiday.

** The date for Deepavali, 5 November 2010, needs to be checked against the Indian Almanac when it is available. Should there be a change in date, the Ministry of Manpower will issue a press release to announce the change.

This publication is prepared by Phillip Securities Research Pte Ltd (“Phillip Securities Research”). By receiving or reading this publication, you agree to be bound by the terms and limitations set out below.

This publication shall not be reproduced in whole or in part, distributed or published by you for any purpose. Phillip Securities Research shall not be liable for any direct or consequential loss arising from any use of material contained in this publication.

The information contained in this publication has been obtained from public sources which Phillip Securities Research has no reason to believe are unreliable and any analysis, forecasts, projections, expectations and opinions (collectively the “Research”) contained in this publication are based on such information and are expressions of belief only. Phillip Securities Research has not verified this information and no representation or warranty, express or implied, is made that such information or Research is accurate, complete or verified or should be relied upon as such. Any such information or Research contained in this publication is subject to change, and Phillip Securities Research shall not have any responsibility to maintain the information or Research made available or to supply any corrections, updates or releases in connection therewith. In no event will Phillip Securities Research be liable for any special, indirect, incidental or consequential damages which may be incurred from the use of the information or Research made available, even if it has been advised of the possibility of such damages.

Any opinions, forecasts, assumptions, estimates, valuations and prices contained in this material are as of the date indicated and are subject to change at any time without prior notice.

Non-applicability of Section 27 of the Financial Advisers Act (Cap. 110) of Singapore and the MAS Notice on Recommendations on Investment Products

Section 27 of the Financial Advisers Act (Cap. 110) of Singapore and the MAS Notice on Recommendations on Investment Products (FAA-N01) do not apply in respect of this publication.

This material is intended for general circulation only and does not take into account the specific investment objectives, financial situation or particular needs of any particular person. The products mentioned in this material may not be suitable for all investors and a person receiving or reading this material should seek advice from a financial adviser regarding the suitability of such products, taking into account the specific investment objectives, financial situation or particular needs of that person, before making a commitment to invest in any of such products.

This publication should not be relied upon as authoritative without further being subject to the recipient's own independent verification and exercise of judgment. The fact that this publication has been made available constitutes neither a recommendation to enter into a particular transaction nor a representation that any product described in this material is suitable or appropriate for the recipient. Recipients should be aware that many of the products which may be described in this publication involve significant risks and may not be suitable for all investors, and that any decision to enter into transactions involving such products should not be made unless all such risks are understood and an independent determination has been made that such transactions would be appropriate. Any discussion of the risks contained herein with respect to any product should not be considered to be a disclosure of all risks or a complete discussion of such risks.

Nothing in this report shall be construed to be an offer or solicitation for the purchase or sale of a security. Any decision to purchase securities mentioned in this research should take into account existing public information, including any registered prospectus in respect of such security.

Disclosure of Interest

Phillip Securities Research, or persons associated with or connected to Phillip Securities Research, may provide an array of financial services to a large number of corporations in Singapore and worldwide, including but not limited to commercial / investment banking activities (including sponsorship, financial advisory or underwriting activities), corporate banking or securities trading activities. Phillip Securities Research, or persons associated with or connected to Phillip Securities Research, may have participated in or invested in financing transactions with the issuer(s) of the securities mentioned in this publication, and may have performed services for or solicited business from such issuers. Additionally, Phillip Securities Research, or persons associated with or connected to Phillip Securities Research, may

have provided significant advice or investment services to such companies and investments or related investments as may be mentioned in this publication.

To the extent permitted by law, Phillip Securities Research, or persons associated with or connected to Phillip Securities Research, may at any time engage in any of the above activities as set out above or otherwise hold a material interest in respect of companies and investments or related investments which may be mentioned in this publication. Accordingly, information may be available to Phillip Securities Research, or persons associated with or connected to Phillip Securities Research, which is not reflected in this material, and Phillip Securities Research, or persons associated with or connected to Phillip Securities Research may, to the extent permitted by law, have acted upon or used the information prior to or immediately following its publication. Phillip Securities Research, or persons associated with or connected to Phillip Securities Research, may have issued other material that is inconsistent with, or reach different conclusions from, the contents of this material.

Availability

The information, tools and material presented herein are not directed, intended for distribution to or use by, any person or entity in any jurisdiction or country where such distribution, publication, availability or use would be contrary to the applicable law or regulation or which would subject Phillip Securities Research to any registration or licensing or other requirement, or penalty for contravention of such requirements within such jurisdiction.

© 2009 Phillip Securities Research Private Limited

Regional Member Companies

<p>SINGAPORE</p>	<p>Phillip Securities Pte Ltd Raffles City Tower 250, North Bridge Road #06-00 Singapore 179101 Tel : (65) 6533 6001 Fax : (65) 6535 6631 Website : www.poems.com.sg</p>
<p>HONG KONG</p>	<p>Phillip Securities (HK) Ltd 11/F United Centre 95 Queensway, Hong Kong Tel : (852) 2277 6600 Fax : (852) 2868 5307 Website : www.poems.com.hk</p>
<p>THAILAND</p>	<p>Phillip Securities (Thailand) Public Co Ltd 15/F, Vorawat Building 849 Silom Road Bangkok Thailand 10500 Tel : (622) 635 7100 Fax : (622) 635 1616 Website : www.poems.in.th</p>
<p>MALAYSIA</p>	<p>Phillip Capital Management Sdn Bhd B-2-6 Megan Avenue II 12 Jalan Yap Kwan Seng 50450 Kuala Lumpur Tel : (603) 2166 8099 Fax : (603) 2166 5099 Website : www.poems.com.my</p>
<p>CHINA</p>	<p>Phillip Financial Advisory (Shanghai) Co. Ltd No 550 Yan An East Road, Ocean Tower Unit 2318, Postal code 200001 Tel: (86-21) 51699200 Fax: (86-21) 63512940 Website: www.phillip.com.cn</p>
<p>JAPAN</p>	<p>PhillipCapital Japan K.K. Nagata-cho Bldg., 8F, 2-4-3 Nagata-cho, Chiyoda-ku, Tokyo Tel : (81) 03 3666 2101 Fax : (81) 03 3664 0141 Website : www.phillip.co.jp</p>
<p>UNITED KINGDOM</p>	<p>King & Shaxson Ltd 6th Floor, Candlewick House 120 Cannon Street London EC4N 6AS Tel : (44) 207 426 5950 Fax : (44) 207 626 1757 Website : www.kingandshaxson.com</p>